



# Willow Bank Infant School



Welcome to Early Years!  
Information Evening

Wednesday 3<sup>rd</sup> June 2026  
6pm

# Staff

- Headteacher : Mrs Nicki Taylor-Dickens
- Deputy Headteacher: Mrs Sam Grimes
- SENCO across Infant and Junior school: Mrs Tracy Clarke

## Early Years Staff :

- Mrs Emily Chandler
- Mrs Louise Turner
- Mrs Nic Merritt
- We will also have support staff within EYFS as well

NTD



Select Language | ▼

Search...



Login



Our School

Curriculum

Parents

Gallery

Newsletters

News

Calendar

Statutory Info





Contact

# Whole school communication

- Communication through the website – checking for information – newsletters, calendar, governors, School Association <http://www.willowbankinfant.com/web>
- The school app is called Parent mail- you will be given a login and will receive updates through the app

# Willow Bank Values

- Kindness
- Respect
- Resilience
- Independence
- Community
- Bravery



NTD

# Uniform

School jumpers or cardigans

White polo shirt

Trousers, Shorts, Skirt

Dresses

White or Grey Socks

Flat black school shoes

Wellies that stay at school

Waterproof coat and lots of spare uniform that stay at school – socks!!

Water bottle

School book bag

PE Kit- black shorts, school T-shirt, trainers

Drawstring bag for spare uniform and puddlesuits - No backpacks please!

Please send your child into school in their P.E kit on their PE day. (you will be informed about this at a later date)

NTD



# Expectations in Early Years

We encourage children to be independent and take responsibility for themselves by:

- Dressing and undressing themselves
- Putting on shoes and wellies (we strongly encourage Velcro shoes to make this easier for your child)
- Healthy eating
- Hand washing and using the toilet independently
- Tidying away when they have finished using something
- Sharing and kind hands (linked to our school values)



**Please ensure that you have labelled all of your child's belongings!** EC

# Early Years Curriculum

Early Years Foundation Stage - We follow the Early Years Foundation Stage (EYFS) which is a statutory framework that sets the standards that all early years providers must meet to ensure that children learn and develop well.

The EYFS consists of 7 areas - 3 prime areas and 4 specific areas.

## The 3 prime areas:

1. Personal, Social and Emotional Development
2. Communication and Language Development
3. Physical Development

## The 4 specific areas:

1. Literacy
2. Mathematics
3. Understanding the World
4. Expressive Art and Design



**Reception is where the excitement and exploration begins!** We pride ourselves on being an exciting and engaging place to be - encouraging our children to be independent learners through a range of practical activities.

# A Typical Day in Early Years

- Register and songs
- Snack time - free fruit/veg and milk in the mornings



*We provide a fruit or vegetable snack daily for your child. The fruit varies on different days and seasons. Therefore, if your child has a preference, they are welcome to bring in their own healthy alternative (this MUST be a fruit or vegetable).*

- Daily phonics lessons
- Whole class teaching and small guided groups (maths, literacy, PSHE, art etc.)
- Play and learn/Continuous provision

# Continuous Provision

Continuous provision describes all of the **different provision areas** which are available for your children to use **every day**.

During 'Play and learn' time, your child is free to explore the activities and learning environment both inside and outside.

NM



# Phonics and Maths

Read Write Inc.

## Phonics

- We follow the Read Write Inc phonics programme across the whole school.
- We will have a phonics workshop for all parents in September to learn more about how to support your child with their reading and Read Write Inc programme we use.

## Maths

- Mastering number maths sessions daily
- Continuous provision maths activities during play and learn time
- Maths is throughout our indoor and outdoor EYFS environment

LT



# Creating a 'home from home'

In the EYFS classrooms we have a home corner that we like to bring to life by making it a familiar environment for the children!

We love to display photo frames of all of our EYFS children's families.

During your home visit, please could you provide a framed photo (no bigger than A5) with no glass so we can create a display for your children, ready for when they start in September.



# Early Years Highlights

- Local walks
- Harvest
- World Book Day
- Spring show
- Class Assembly
- Sports Day
- School trip



LT

# EYFS communication

- Via the office email address or in person at the end of the day
- Tapestry – our online learning platform. Two-way communication!
- Stay and plays – termly
- Parents evening meetings – November and March
- End of year report



# Home Learning

- In Early Years, our expectation is for children to 'read' at least three times per week. We also encourage every child to be read with for at least 10 minutes everyday (bedtime stories etc.)
- Please acknowledge when they have read at home by leaving a short comment in their reading record book.

Things you can do at home to support your child:

- ▶ Be a role model of learning and speak positively about your own school experiences
- ▶ Make reading and writing fun.
- ▶ Play games together
- ▶ Visit the library.
- ▶ Provide purposeful writing opportunities e.g. shopping lists, post-it notes, letters, telephone messages.
- ▶ Develop the muscle skills for handwriting (play dough, threading, lacing).

# Transition

## Home visits

We are excited to visit the children in their homes soon, where they feel most comfortable and familiar to be themselves! Please let us know if your address has changed since application!



## Visits to school

- Your child will have an opportunity to visit the school with you there for a ‘stay and play’ session. You can meet our Early Years team and your child can discover their new classroom environment.
- On Friday 17<sup>th</sup> July there will be the opportunity to attend a new starters picnic on the Junior school field 3:30 – 4:30. Bring snacks and a picnic rug to join us.

# In September...

- Full school days run from 8:45am until 3:15pm.
- The large playground gate is open from 8:30, but parents will need to stay with their children until the class doors open at 8:45am.
- Parents will drop their child with their teacher at the external classroom door.

Leaving your child at school is a difficult thing to do, especially if they have difficulty separating from you. We will always call if they do not settle quickly. The best (and hardest) thing to do is to be cheerful, say goodbye and leave promptly. Lingering at the doorway or peeping through the windows does not help your child to settle.

# In September...

- Our classes are not set for the first couple of weeks while we get to know your children.
- Half days on Wednesday 2<sup>nd</sup> and Thursday 3<sup>rd</sup>
- Full time from Friday 4<sup>th</sup> September

EC



# Preparing your child for school

## The Journey to School

Helping ALL children have a smoother transition into school



Berkshire Healthcare  
Children, Young People and  
Families services



Develop an interest in stories, sounds and numbers (explore rhyming words)

A bedtime story helps with a bedtime routine (turn pages together and look at the pictures)

Talk to your child in your home language

### Enjoy play

- Follow your child's lead
- Drawing, painting or mark making
- Turn taking activities

Support your child to brush their teeth twice per day and visit the dentist regularly

Look up the school route and point when you pass

Talk to them positively about starting school



### Support your child to:

- Get dressed independently (practise closing buttons, putting on socks and shoes, zips)
- Go to the toilet and wiping their bottom on their own
- Cut food using a knife and fork
- Tidy up their toys
- Recognise their name in writing and to consistently respond to it verbally (create a named coat peg at home)



Try to limit screen time each day, especially at night. Screen time can be very exciting and engaging for children but can be addictive and stop children being as curious and creative as they are when screens are not around

### Follow your child's interests

- Discuss what you see, hear, feel, smell and taste
- Count, sort and measure in everyday activities.
- Explore nature and get out in the fresh air

If your child has additional needs and/or disabilities, please also consider:

- Communicating with the school SENCO. Arrange transition visits and a home visit with class teacher if possible.
- Ensure your child's Early Years setting has shared a 'transition report' or 'one-page profile' with the school.
- Share photos of the new class teacher, classroom and play areas with your child to support their transition into school.

Buy school uniform early and let your child get used to wearing it in the summer holidays.

Allow your child to choose their lunch box or water bottle and become familiar with them before starting school. Find out the school meal choices and allow your child to choose a meal they like

Try to embed routines to help prepare for having 5 days at school. In the lead up to starting school try to get up the same time each day and make mealtimes and bedtimes become routine



Please see websites for further information or if you have any concerns, please contact your Health Visiting or School Nursing Team

Health visiting: 07312263283  
School Nursing: 07312263194



Berkshire Healthcare  
Children, Young People & Families Services



Reading Directory



Bracknell Forest Directory



West Berkshire Directory



Wokingham Directory

# Thank you for coming and choosing Willow Bank Infant school for your child!



- We wish your child a happy and successful start to their school journey and we cannot wait to get to know them and develop their love of learning.
- We will now have the opportunity to go and look at the EYFS setting